

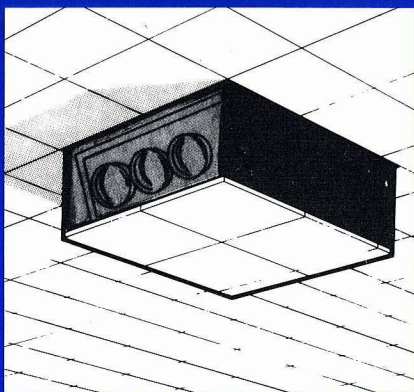




Stewart Filmscreen Corporation®

1161 W Sepulveda Blvd., Torrance, CA 90502 (213) 326-1422 Telex: 181531 Nanosec Attn: Stewart

11130/STE
BuyLine 5192



Screenengineering

For today's professional
video projection.

Over 40 years experience
with Academy Award
winning screen technology.

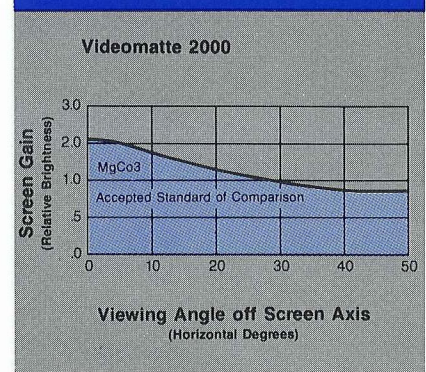
Finally, an optical surface designed for today's electronic video projection from the world's only screen manufacturer delivering Academy Award-winning technology.

Videomatte 2000 and Mounting for Videomatte 2000

Videomatte 2000 — The High Performance Screen

The optical surface of VIDEOMATTE 2000 is twice as bright as ordinary matte screen, with a reflective gain of 2.2 to 1, full 180° viewing angle (assuring a bright picture for everyone in the room), color corrected for true chroma reproduction. This material is available in standard and custom sizes, with electric Roll-up or Permanent mount frame systems (see mounting options below). VIDEOMATTE 2000 is completely seamless in any size, washable

and fire retardant. It is also a multipurpose screen with many applications including slide, film and overhead projection.



Mounting Systems for Videomatte 2000

Electric Roll-Up System for Videomatte 2000

The Model 'A' Electricscreen

When a hidden screen is desired, the Stewart Model 'A' Electricscreen provides a lightweight, all-aluminum case for heavy-duty industrial applications. Unit can be wall-mounted or recessed in slotted ceiling for screen drop. When ordered with the VIDEOMATTE 2000 screen, a 3" black border is furnished on sides and bottom for video overscan (overscanning is desired with video projection to conceal ragged image-edges inherent with most video projectors). Also available in rear projection models (see Stewart brochure #11.14a/St).

SPECIFICATIONS FOR MODEL A ELECTRICSCREEN

Projection screen(s) shall be Stewart Filmscreen MODEL A operated with 4" diameter roller tube. Screen material to be Videomatte 2000 with a reflective gain of 2.0, completely seamless polyvinyl, fire and fungus resistant. Screen image size to be _____ high by _____ wide. With black edge at sides and bottom for video overscan.

Both the Model 'A' Electricscreen and the A-T Snap Frame are available in the following video sizes:


Image Size

- 4'6" high x 6'0" wide
- 5'0" high x 6'8" wide
- 6'0" high x 8'0" wide
- 6'9" high x 9'0" wide
- 7'6" high x 10'0" wide
- 8'3" high x 11'0" wide
- 9'0" high x 12'0" wide

Custom sizes available on request.

Model 'A' Accessories

- Low Voltage Control (24 Volt)
- Master Control System — Two or More Units on One Switch
- Wireless Remote Command
- Key Switch — Momentary
- 220V - 50Hz Motor



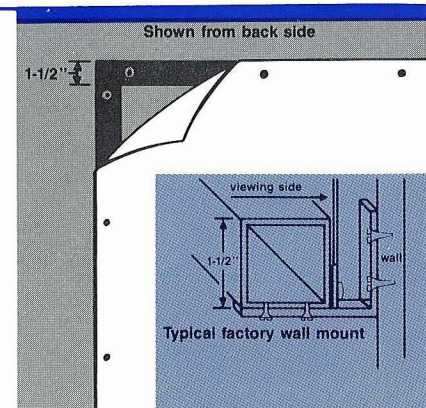
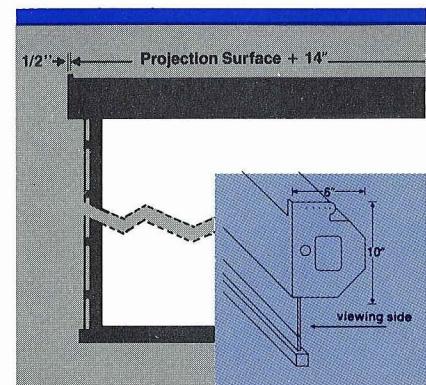
Permanent Mounted Wall Systems for Videomatte 2000

The A-T Snap Frame

Ideal for board rooms, training rooms, video conference and corporate communication centers. Screen is tensioned on all sides assuring surface flatness. All aluminum construction with 1 1/2" black borders for video overscan. Equipped with wall mount brackets or hanging eyes for ceiling suspension. Unit is shipped disassembled, can be assembled and installed in minutes. Disassembles for storage, if required. Also available in rear projection models (see Stewart brochure #11132/STG).

SPECIFICATIONS FOR PERMANENT MOUNT AT SNAP FRAME

Projection Screen shall be VIDEOMATTE 2000 with reflective gain of 2.0, completely seamless polyvinyl, fire and fungus resistant. Screen shall snap mount to at 1.5 frame, with wall mounting brackets. Frame to be lightweight aluminum, flat black for video overscan, slip-jointed corners and sections for ease of transport. Screen image size to be _____ high by _____ wide.



Leading manufacturer of both film and video equipment for nearly four decades.

Rigid Rear Projection Screens and Video Lift Platform

Rigid Rear Projection Screens

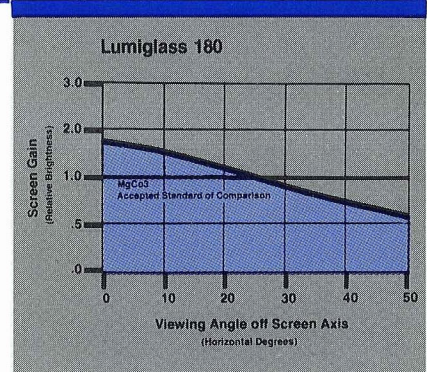
Available in glass or acrylic substrates. Popular for lecture halls, board rooms, communication centers and training rooms when projection is required in high ambient light conditions. One advantage of rear projection systems is that all equipment is isolated in separate projection room behind screen. Not limited to video projection, these "do-all" screens perform excellently with both video and conventional film projectors. The feature of screen rigidity eliminates "pumping action" when room pressure is altered by entering and exiting viewers and air conditioning duct units.

Both screen types are washable, completely seamless and fortified with a tough, fine-grain coating which gives greater side dispersion of incident light. To minimize jobsite installation cost, prefabricated factory installed frames are available with extruded aluminum alloy frame options in clear, light or dark bronze anodized finishes (screen and frame are shipped as complete unit). (For frame details, see Stewart brochure #11.14a/St).

- **Lumiglas 180:** a neutral white screen used in most rear projection applications where controlled room light (no direct light on screen) and a wide viewing cone is required.

SPECIFICATIONS FOR LUMIGLAS 180

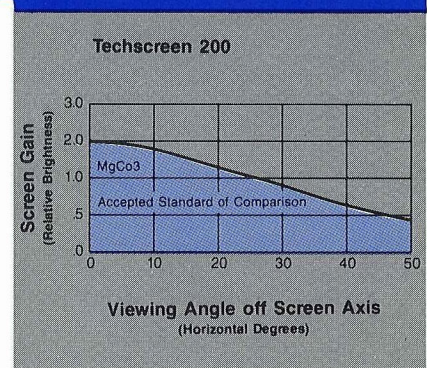
Rigid Translucent Rear Projection Screen(s) shall be Stewart Filmscreen LUMIGLAS 180, (white translucent). Image size shall be _____ wide x _____ high with aperture size _____ wide x _____ high. Screen(s) to be of 1/4, 3/8, thick select quality clear float glass or acrylic plastic. Screen(s) to be washable. Coating to be strong enough to retain most of glass shreds if breakage occurs.



- **Techscreen 200:** a gray-toned screen selected over all the others for high-image contrast under room light, is favored when designed larger, single-image installations where viewing angles are moderate.

SPECIFICATIONS FOR TECHSCREEN 200

Rigid Translucent Rear Projection Screen(s) shall be Stewart Filmscreen TECHSCREEN 200, (gray translucent). Image size shall be _____ wide x _____ high with aperture size _____ wide x _____ high. Screen(s) to be of 1/4, 3/8, thick select quality clear float glass or acrylic plastic. Screen(s) to be washable. Coating to be strong enough to retain most of glass shreds if breakage occurs.



Video Lift Platform Universal Fit for all Major Brand Video Projection Units

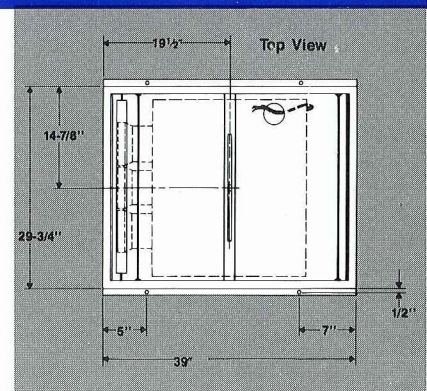
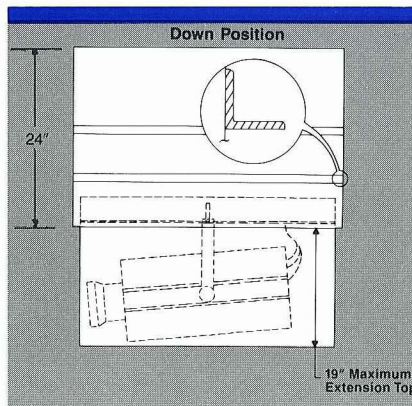
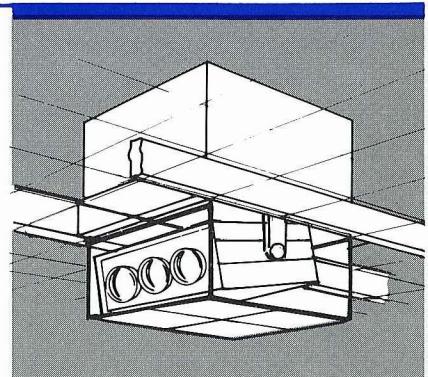
Designed to safeguard video projection equipment while beautifying viewing centers, the VIDEO LIFT is a video projector mounting system which raises the apparatus into the ceiling when not in use. The system offers several advantages over standard methods of video projector mounting:

- **security:** mechanism lifts projector parallel with ceiling plane, so is less conspicuous and better protected;
- **aesthetics:** unsightly video projectors are hidden when not in use. Bottom of projector platform can be finished by contractor with matching ceiling decor.
- **out of light-path of other projection equipment:** the video lift platform retracts the projector unit out of light-path of conventional film projectors.

Helpful design hint: all major brand video projectors mount a distance of 2 X screen height from projection screen. Example: a 6' high X 8' wide video image size requires the projector to be mounted 12' back from screen. When specifying video projector lift, design ceiling opening in accordance with this formula.

SPECIFICATIONS FOR VIDEO LIFT PLATFORM

VIDEO LIFT PLATFORM shall be manufactured by Stewart Filmscreen Corp. Said platform to fit in ceiling opening 30" wide by 39 1/4" deep. Unit shall be all metal construction and will have adjustable up and down position stops. Maximum travel of platform to be 19". Unit to be electrically operated with 24 volt remote control line switching. Bottom of platform to be finished by contractor to conform with room decor.



"When only the Best will do . . ."

At Stewart Filmscreen, we've been improving your image for 40 years.

Also manufacturers of:

- Studio Process Screens
- Theatre Screens
- Blue Screens
- Viewing Room & Lab Screens

Your Dealer Representative



Printed in U.S.A. ©Copyright 1985 Stewart Filmscreen Corporation

Typical Projects— Partial List

A.B.C. (AMERICAN BROADCASTING CORP.)
ARCO HEADQUARTERS
BANK OF AMERICA
BOEING AIRCRAFT
BURBANK STUDIOS
C.B.S. (COLUMBIA BROADCASTING SYSTEMS)
DATSUN/NISSAN MOTORS
DISNEYLAND, CALIFORNIA
DISNEYWORLD, FLORIDA
DOUGLAS AIRCRAFT CORP.
EPCOT PARK
FORD MOTOR COMPANY
GENERAL ELECTRIC CORP.
GENERAL MOTORS CORP.
HUGHES AIRCRAFT
I.B.M.
J.P.L. (JET PROPULSION LAB)
LITTON INDUSTRIES
LUCASFILM
M.G.M. STUDIOS
MANN THEATERS
MARY KAY COSMETICS
NAVAL OCEAN SYSTEMS
N.B.C. (NATIONAL BROADCASTING CORP.)
N.H.K. TOKYO JAPAN
NASA—JOHNSON SPACE CENTER
NATIONAL GEOGRAPHIC SOCIETY
NORAD (NORTH AMERICAN RADAR AIR DEFENSE)
NORTHROP CORP.
PANAVISION
PARAMOUNT STUDIOS
PENTAGON WARROOM
PLAYBOY ENTERPRISES
ROCKWELL INTERNATIONAL
SONY CORP. OF AMERICA
SHELL OIL COMPANY
20TH CENTURY FOX STUDIOS
UNION OIL COMPANY
UNIVERSITY OF SOUTHERN CALIFORNIA
UNIVERSAL STUDIOS
WALT DISNEY PRODUCTIONS

Stewart Filmscreen Corporation

1161 West
Sepulveda Blvd.

Torrance
Calif.
90502

(213)
326-1422

Telex:
181531 Nanosec
Attn: Stewart

Sizes and specifications are subject to changes without prior notice.